

Drivers Briefing NLS

Season 2022



Season 2022

ADAC

ADAC Westfalen e.V.

67. ADAC Westfalenfahrt



**ROWE 6h ADAC
Ruhr-Pokal-Rennen**



**54. ADAC
Barbarossapreis**



**53. Adenauer ADAC
Rundstrecken-Trophy**



12 Stunden Nürburgring



**PAGID Racing 46. DMV
Münstererrlandpokal**



**45. RCM DMV
Grenzlandrennen**



**46. NIMEX
DMV 4h Rennen**

right!



false!



Introduction



Michael BORK

VLN Leiter Sport / Renndirektor

Frank TALLER

VLN Stellv. Leiter Sport / Rennleiter

Andreas WITKOWSKI

Vorsitzender der Sportkommissare



Schedule



S a t u r d a y

Begin Practice → <i>Pit Exit green light</i>	08:22 hrs
Qualifying Practice → <i>Starting Lights green</i>	08:30 – 10:00 hrs
Building up the Starting Grid	11:10 – 11:30 hrs
Begin Formation Lap	11:42 hrs
Race → <i>Starting Lights green</i>	12:00 hrs
Presentation Ceremony → <i>Podium Ceremonie</i>	after the race
Presentation Ceremony → <i>in the Mediacenter</i>	approx. 17:30 hrs

Zeitplan



Standard TIMETABLE	
Friday	
Administrative Checks	08:30 – 20:00 hrs
Technical Scrutineering ↳ last entry to the initial scrutineering is at 19:00 hrs	09:00 – 20:00 hrs
Drivers Briefing 1 –in german language	18:30 hrs
Drivers Briefing 2 –in english language	19:30 hrs
Saturday	
Administrative Checks ↳ for late arriving participants	07:00 – 07:45 hrs
Technical Scrutineering ↳ for late arriving participants only upon previous application and a written confirmation by the chief scrutineer	07:15 – 08:00 hrs
Drivers Briefing 3 –in german language ↳ for late arriving participants	07:30 hrs
Begin Practice (first 10 Min no timekeeping) → Pit Exit green light	08:22 hrs
Qualifying Practice 90 Min → Starting Lights green	08:30 – 10:00 hrs
Pitwalk / Gridwalk for spectators	10:30 – 11:30 hrs
Building up the Starting Grid → Pit Exit green light for 20 Min	11:10 – 11:30 hrs
Begin Formation Lap → Start group 1 ●	11:42:00 hrs
Begin Formation Lap → Start group 2 ●	11:44:30 hrs
Begin Formation Lap → Start group 3 ●	11:47:00 hrs
Start Race → Start group 1 ●	12:00:00 hrs
Start Race → Start group 2 ●	12:02:30 hrs
Start Race → Start group 3 ●	12:05:00 hrs
Finish 4h-Race	16:00 hrs
Podium Ceremony 4h-Race (provisional) → Podium	after the Race
Presentation Ceremony 4h-Race → Mediacenter	approx. 17:30 hrs
Finish 6h-Race	18:00 hrs
Podium Ceremony 6h-Race (provisional) → Podium	after the Race
Presentation Ceremony 6h-Race → Mediacenter	approx. 19:30 hrs

Changes in the schedule and shortening of practice session and / or race for safety reasons (weather conditions, necessary track repairs after accident, or other) are possible at any time.

Please note page 7 of the official timing monitors and announcements !

Regulations



The events of the Nürburgring Langstrecken Series will be run in compliance with the rules and regulations of the

- ▶ **Supplementary Regulations of the event**
- ▶ **NLS Standard Regulations 2022**
 - ▶ Part I - Sporting Regulations
 - ▶ Part II - Technical Regulations
 - ▶ Part III – Organizational Regulations
- ▶ **DMSB Event Regulations 2022**
- ▶ **DMSB Circuit Regulations 2022**
 - ▶ Appendix 1 „Use of Code 60“
 - ▶ Appendix 2 „Particularities at the Nürburgring Nordschleife“
- ▶ **DMSB Licence Regulations 2022**
- ▶ **FIA International Sporting Code 2022 with appendices**



All drivers are required to familiarize themselves with these rules and regulations and to comply with them !

Provisions Drivers Briefing



BRIEFING NOTES 2022

Wichtige Informationen
Standard – FAHRERBESPRECHUNG

1. Die Termine der Nürburgring Langstrecken-Serie

NLS	Datum	Veranstaltung
NLS 1	25+26 Mar 2022	67. ADAC Westfalenfahrt
NLS 2	08+09 Apr 2022	46. NIMEX DMV 4-Stunden-Rennen
NLS 3	22+23 Apr 2022	53. Adenauer ADAC Rundstrecken-Trophy
NLS 4	24+25 Jun 2022	45. RCM DMV Grenzlandrennen
NLS 5	08+09 Jul 2022	ROWE 6 Stunden ADAC Ruhr-Pokal-Rennen
NLS 6	09+11 Sept 2022	12 Stunden Nürburgring
NLS 7	07+08 Okt 2022	54. ADAC Barbarossapreis
NLS 8	21+22 Okt 2022	PAGID Racing 46. DMV Münsterlandpokal
	04+05 Nov 2022	NLS Ausweichtermin / NLS Alternative date

2. Die Rennstrecke

Nürburgring Nordschleife
In Kombination mit der Sprintstrecke (Kurzanzbindung) des Grand Prix-Kurses mit Mercedes-Arena und Motorrad-Schikane

- Streckenlänge: 24,358 km
- Rennrichtung: mit dem Uhrzeiger
- Start-Linie / Ziel-Linie (Zeitmesslinie): 0,000 km
→ vor dem Start-Ziel-Haus (TÜV Rheinland-Tower)
- Pole Position für Rollende Starts: in Rennrichtung auf der rechten Seite
- Ausfahrt der Boxengasse: ca. 0,500 km
nach der Start- / Ziel-Linie (Zeitmesslinie),
→ vor Kurve 1, auf der rechten Seite
- Ort / Platz für das Absolvieren einer Stop-and-Go-Straße + Zeitstrafe: am Beginn der Boxengasse auf der rechten Seite
→ vor den Boxen 1 – 3 (markierte Bereiche)
- Zulässige Höchstgeschwindigkeit in der Boxengasse: max. 60 km/h
- Parc fermé nach dem Rennen: abgesperrter Bereich im Fahrerlager im Bereich des TÜV Rheinland-Abnahmegebäudes (Service Center), sowie auf dem gesamten Gelände der Rennstrecke
- Offizieller Aushang = Digitaler Aushang:
→ siehe Internet www.vln.de / TEILNEHMER / Offizielle Mitteilungen / betreffendes Rennen / anklicken
- Büro der Rennleitung: Büro 3+4
Start-Ziel-Haus (TÜV Rheinland-Tower), Erdgeschoss
Telefon +49 (0) 2691 / 302-4239 / -4301
E-Mail rennleitung@vln.de
- Büro der Sportkommission: Büro 4/5
Start-Ziel-Haus (TÜV Rheinland-Tower), 1. Etage
Telefon +49 (0) 2691 / 302-4312 / -4313

Important Informations
Standard – DRIVERS BRIEFING

1. The dates of the Nürburgring Langstrecken-Serie

ADAC Westfalen e.V.
Renngemeinschaft Dören e.V. DMV
MSC Adenau e.V. im ADAC
Rheyrder Club für Motorsport e.V. DMV
MSC Ruhr-Blitz Bochum e.V. im ADAC
VG AC Altkreis Schwelm + Dortmunder MC e.V. im ADAC
MSC Sinzig e.V. im ADAC
MSC Münster e.V. DMV

2. The Circuit

Nürburgring Nordschleife
in combination with the sprint course (short version) of the Grand Prix Circuit with Mercedes Arena and Motorbike Chicane

- Circuit length: km 24,538
- Race direction: clockwise
- Start line / Finish line (timekeeping line): km 0,000
→ in front of the Race Tower (TÜV Rheinland-Tower)
- Pole Position for rolling start: in race direction on the right side
- Pit exit: approx. km 0,500
behind the Start / Finish line (timekeeping line),
→ straight in front of turn 1, right hand side
- Stop-and-Go + Time penalty area: at the beginning of the pit lane, right hand side,
in front of garages 1 – 3 (marked areas)
- Speed Limit in the pit lane: max. 60 km/h
- Parc fermé after the race: separated area in the paddock near the TÜV Rheinland-Scutineering Building (Service Center), and entire area of the racetrack
- Official notice board = Digital official notice board:
→ see Internet www.vln.de / PARTICIPANTS / Official Notice Board / clic on 'respective Event/Race'
- Clerk of the Course' office: Bureau 3+4
Race Tower (TÜV Rheinland-Tower), Ground Floor
Phone +49 (0) 2691 / 302-4239 / -4301
E-Mail rennleitung@vln.de
- Stewards' office: Bureau 4/5
Race Tower (TÜV Rheinland-Tower), 1st floor
Phone +49 (0) 2691 / 302-4312 / -4313

Nürburgring Langstrecken-Serie 2022 – BRIEFING NOTES Standard – FAHRERBESPRECHUNG / DRIVERS BRIEFING v1

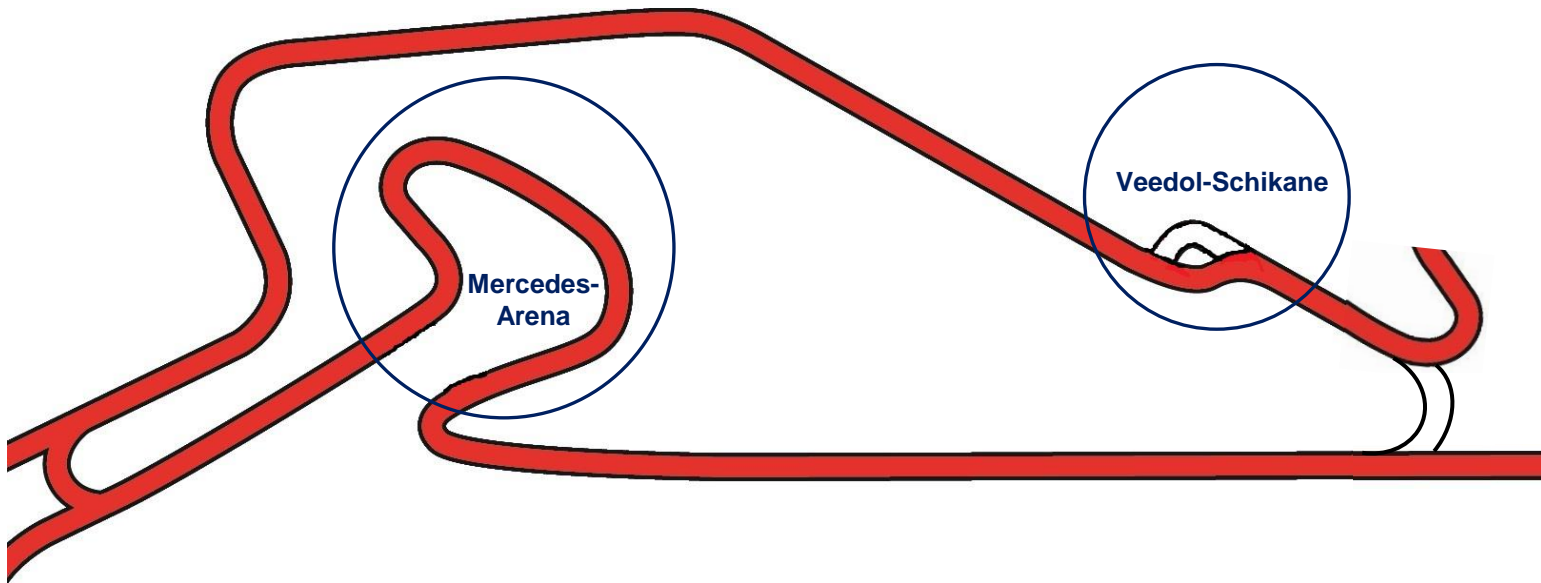
A summary of the key information from this drivers briefing you find in the “Important Informations Standard – Drivers Briefing 2021.

Please read this informations and familiarize yourself with it !

Circuit Nürburgring



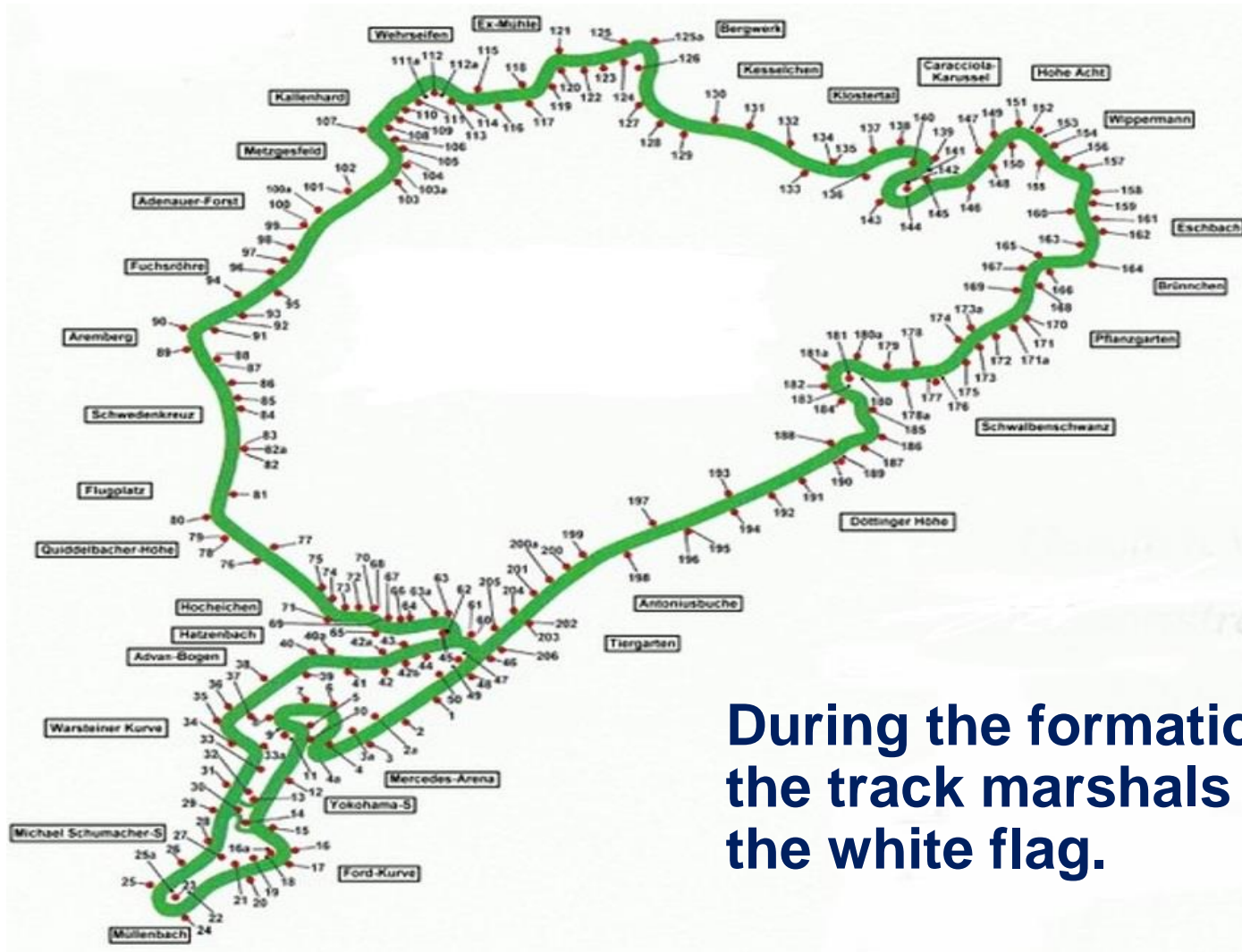
Nürburgring Grand Prix-Sprint Course



with Mercedes-Arena

and Veedol-Schikane in Motorbike Version

Circuit Nordschleife



During the formation lap
the track marshals show
the white flag.

Code of Driving Conduct Behaviour



The events of the Nürburgring Langstrecken Serie includes many cars with different performances.

Sporting behavior, mutual consideration and fairness apply to all participants in a NLS event !

At the VLN events the driving rules and the code of driving conduct as stipulated in the:

- ▶ **ISC – Appendix L Chapter IV**
- ▶ **DMSB Circuit Regulations Article 13**
- ▶ **Appendix 2 „Particularities on the Nürburgring**

Nordschleife

Code of Driving Conduct Behaviour



Respect the other participants and treat other participants as you would like to be respected and treated yourself !

- ▶ ***Drivers of fast vehicles pay attention and respect the slower vehicles !***
- ▶ ***Drivers of slow vehicles pay attention and respect the faster vehicles !***

Code of Driving Conduct Behaviour



Safe overtaking maneuvers are possible with the appropriate flashing signs.

The following applies for all overtaking manoeuvres:

- ▶ *Cars flashing to the left → drives / remains on the left side !*
- ▶ *Cars flashing on the right → drives / remains on the right side !*
- ▶ *No flashing lights → the car drives / remains on the racing line !*

Give enough space each other when overtaking and do not drive in gaps that are not present.

Code of Driving Conduct Behaviour



Slow vehicles have to expect, that faster vehicles use the space and drive into a gap.

- ▶ ***Slow vehicles should not close the space and a gap to a faster vehicle !***
- ▶ ***Slow vehicles should not drive into a group of faster vehicles !***

Code of Driving Conduct Behaviour



Fast vehicles have to expect, that slower vehicles close the space and a gap.

- ▶ ***Faster vehicles should not enter any gap and sometimes even hold back !***

Safe overtaking is in the responsibility of both, the overtaking and the overtaken!

Code of Driving Conduct Behaviour



In case of failure or accident, please try to stop at the orange markings of the guard rails or the tyre barriers



Here your car can be brought to a safety stopping place.

Flag Signals



Drivers have to observe the flag signals and to obey any instructions of the marshals.

The flag signals do not release you from your obligation to behave in a manner that doesn't endanger other participants and the marshals !

Flag Signals



Warning Lights/ Signal Lights

Yellow flashing lights (FlashLights)
have the meaning of a
Single waved Yellow Flag !



Flag Signals

Single waved Yellow Flag



- Attention – Hazard **beside** the track !
- **Reduce speed *significantly* !**
- Be prepared to change direction !
- **Overtaking is prohibited !**

The single Yellow Flag may also be an advance warning for a double Yellow Flag shown subsequently !

Flag Signals



Single waved Yellow Flag



The single waved Yellow Flag will also be shown in cases of recovery operations (*towing unit of a safety vehicle*) !

In this case, the towing unit may be overtaken, but → participants may not overtake other participants !

Flag Signals



Single waved Yellow Flag



The single waved Yellow Flag will also be shown in cases of rescue service rides by the Ambulance Cars !

**The Ambulance Car may be overtaken, but
→ participants may not overtake other
participants !**

Flag Signals

Double waved Yellow Flag





- **Attention – Hazard on or beside the track !**
- **Maximum speed 120 km/h is permitted !**
- **Be prepared to stop or to change direction !**
- **Overtaking is prohibited !**

The double Yellow Flag may also be an advance warning for a subsequent Code 60-Zone !

Flag Signals



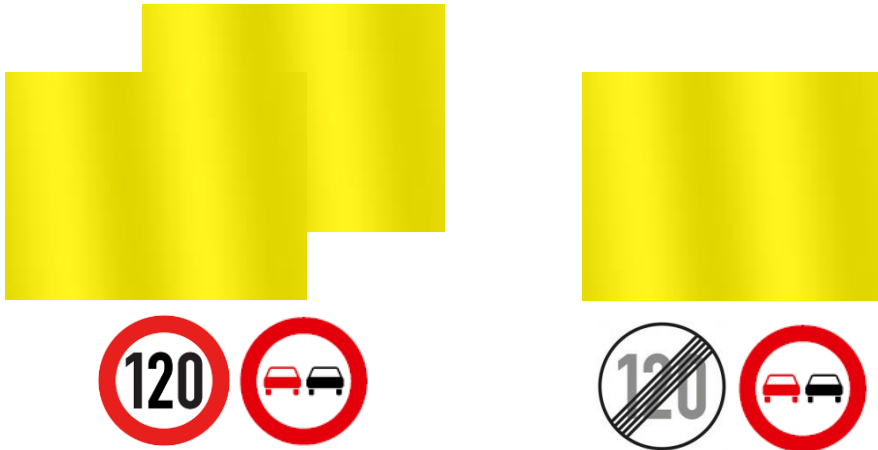
Double waved Yellow Flag



If a waved Green Flag is displayed after double waved Yellow Flags, the speed limit of 120 km/h and the ban of overtaking are suspended from this flag signal !

Flag Signals

Double waved Yellow Flag



If a waved Yellow Flag is displayed after double waved Yellow Flags, you are allowed to accelerate again from this flag signal !

Attention: A Towing Unit or a Ambulance Car may be overtaken but →participants may not overtake other participants !

Flag Signals


Code 60-Flag/ -Board



- Attention – Hazard **on** the track !
- The track is partially or totally blocked !
- There may be marshals / persons working on the track !
- **Maximum speed 60 km/h is permitted !**
- **Be prepared to stop** or to change direction !
- **Overtaking is prohibited !**

Flag Signals


Code 60-Zone



If a waved Green Flag is displayed after a Code 60-Flag / - Board, the speed limit of 60 km/h and the ban of overtaking are suspended from this flag signal !

Flag Signals

Code 60-Zone



If a waved Yellow Flag is displayed after a Code 60-Flag / -Board, you are allowed to accelerate again from this flag signal.

Attention: A Towing Unit or a Ambulance Car may be overtaken but → participants may not overtake other participants !

Flag Signals

Code 60-Zone



If a double waved Yellow Flags are displayed after a Code 60-Flag / -Board, you are allowed to accelerate again from this flag signal.

Attention: In the case of double waved Yellow Flags onto the maximum of 120 km/h !

Flag Signals



Yellow Flag with red stripes




This Flag is shown motionless, not waved, and informs that there is a deterioration of grip on the track in the area beyond the flag (water, oil, or other contamination).

There will be no Green Flag at the end of the corresponding sector.

Flag Signals



Blue Flag



This Flag will be shown waved and indicates that a faster car is approaching from close behind.

- You should observe the traffic behind you !
- If possible: **activate your indicators and allow overtaking !**
- Never reduce speed suddenly !

Flag Signals



White Flag



This Flag indicates that there is a slower vehicle on the sector of track ahead of you (Intervention Car, DMSB Car, E-Unit, Medical Car, racing car with technical problem or a puncture, or other).

- Adapt your speed accordingly !
- You may have to change your line !
- **Overtaking is permitted** but remember that you not be able to use the full width of the track.

Flag Signals

Red Flag




- **Reduce speed immediately !**
- **Maximum speed 80 km/h is permitted !**
- **Overtaking is prohibited !**
- The track is partially or totally blocked !
- **Be prepared to stop** or change direction !

Proceed back to the pit lane and follow the instructions of the marshals !

Flag Signals



Black Flag with an orange disc



→ accompanied by the number of the car

This flag should be used to inform the driver concerned that his car has mechanical problems likely to endanger himself or others and means that he **must stop at his pit on the next lap !**


When the mechanical problems have been rectified to the satisfaction of the scrutinee/s, the car may rejoin the practice session respectively the race.

Flag Signals



Black and White Flag divided diagonally

→ accompanied by the number of the car




This flag should be shown once only and is a warning to the driver concerned that he **has been reported for unsportsmanlike behaviour !**

Flag Signals



Black Flag



→ accompanied by the number of the car

This Flag should be used to inform the driver concerned that he **has to enter the pit lane in his next lap** and must stop in front of the Race Tower (TÜVRheinland Tower).

► *The driver concerned must immediately visit the Clerk of the Course / Race Director !*

Intervention Car

A **moving Intervention Car** accompanies and secures slow vehicles driving ahead:

(e. g. Ambulance Cars, Towing Vehicles, Fire Brigade, Service Vehicles, etc.)

- The Intervention Car and the slow vehicles ahead may be overtaken !
- **Overtaking is prohibited for the participants among themselves !**
- There is no speed limit.
- The speed must be adjusted during overtaking to prevent endangering the IV-Car and the slow vehicles ahead !



Intervention Car



A **stationary Intervention Car** ensures a **dangerous situation and / or accident site:**



- The track is partially or totally blocked !
- **Rescue and recovery forces / marshals / persons working on the track !**
- **Reduce speed maximum 120 km/h or 60 km/h !**
- **Be prepared to stop** or change direction !
- **Overtaking is prohibited !**

Intervention Car

A stationary Intervention Car safeguards dangerous situations or accident-sites for a limited space or time:


- Orange flashing-lights on top are switched on, when of the intervention cars are on scene
- Marshals wave the double yellow flag...
- ...or display the Code 60 board
- **The ban of overtaking amongst participants still is valid (double yellow flag/Code 60)**



GPS-System



Vehicles whose GPS system does not work or does not work properly are called to the pits for repairs !



Noise Measurement



Vehicles that exceed the noise limits will be called to the pits to rectify the defect!

(Note scoreboard MP 197 (Döttinger Höhe –Tourist Entrance beachten)



Pitlane Safety



- A **speed limit of maximum 60 km/h** will be enforced **in the pit lane** during the whole event !


Begin



End



Pitlane

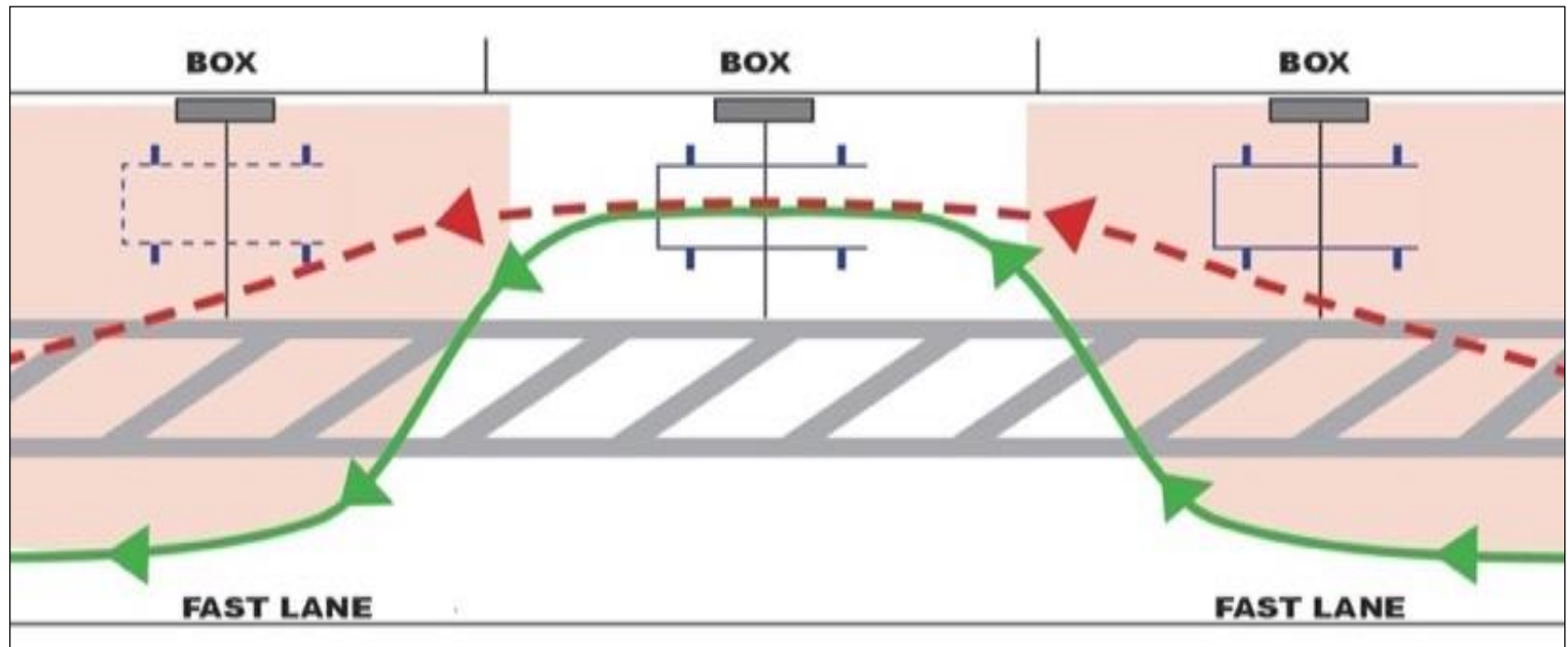


Pitlane



Pitlane Safety


The working area (Working Lane) may only be used as short as necessary for direct access to the relevant pit or pit stop station!



Pitlane Exit



Respect the white line at pit exit !



Stop-and-Go Penalty Time Penalty



Stop-and-Go + Time penalty area !




A stop-and-go penalty / time penalty must not be combined with a pit stop!

**Stop
and
Go**


Pit lane entries Training /Qualifying



Begin timed lap in Qualifying



Access Pit Lane in Race



Starting Grid



Pit-Exitlight **green** for 20 Min

11:10 – 11:30 Uhr



- ➡ Start group 1 = ●
- ➡ Start group 2 = ●
- ➡ Start group 3 = ●

- **red** sticker at upper right side of windscreen !
- **yellow** sticker at upper right side of windscreen !
- **green** sticker at upper right side of windscreen !

Formation Lap

Begin Formation Lap → <i>Start group 1</i>	●	11:42:00 hrs
Begin Formation Lap → <i>Start group 2</i>	●	11:44:30 hrs
Begin Formation Lap → <i>Start group 3</i>	●	11:47:00 hrs

➡ The formation of the respective starting group is to be kept as closed as possible during the formation lap !

The distance between the vehicles should not exceed more than 5 vehicle lengths.

Formation Lap



Latest from the Gridboard at MP 198 on Döttinger Höhe, all vehicles in each starting group must form an orderly and closed 2x2 formation!

Formation Lap




Start

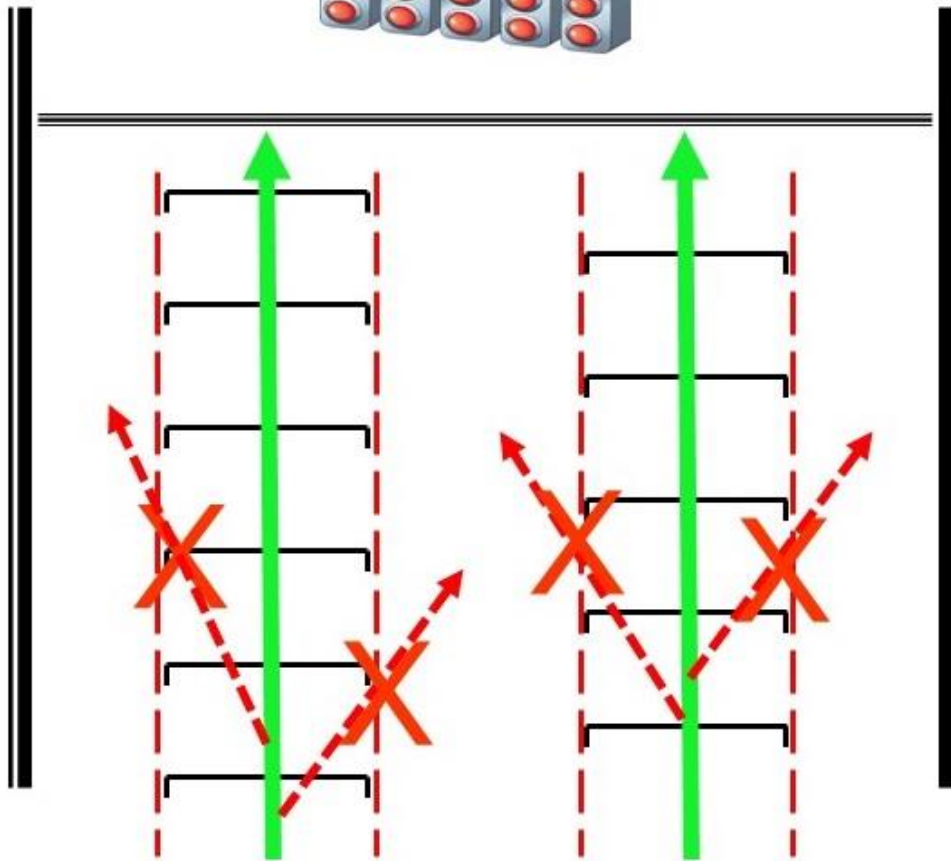


- ➡ The start will be a rolling start in three starting groups !
- ➡ The starting signal will be given when the **red** light at the start line changes to **green** !
- ➡ Once the starting signal has been given (= **green light** of the start lights), overtaking in the corresponding starting group is not allowed !

Start




Start



The cars, under the control of the car in pole position of the corresponding starting group, must approach the line at a **constant speed** in a regular closed parallel formation in two start rows !

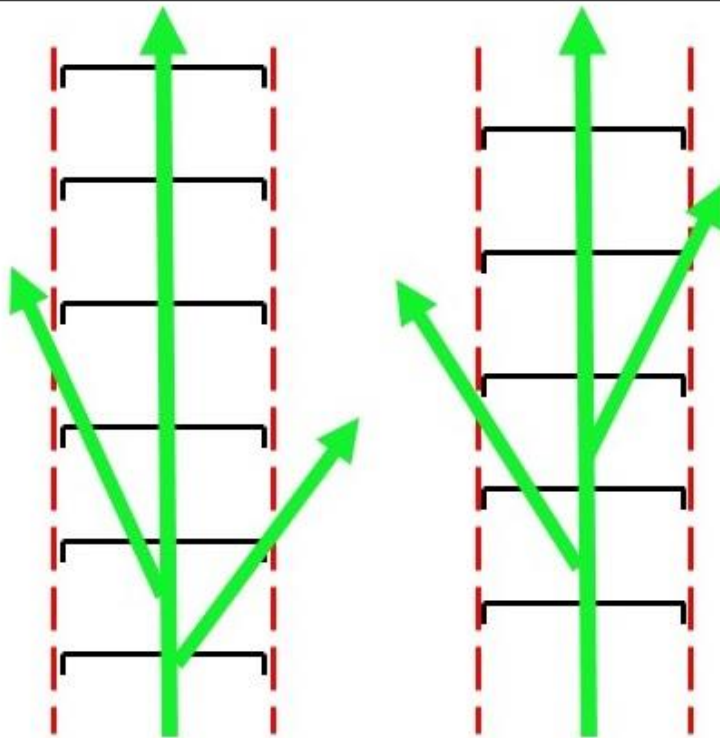
Start




Start




With the start release, acceleration, as well as pulling out of the formation, and overtaking in the respective start group is allowed!



Start-/ Finishline
→ Timing-Line



Signalling by Clerk of the Course / Race Director




Drive-Through



**Please pay attention to the respective signalling,
when passing the racetower in each lap !**

Short Link → Turn 5



Short Link
→ Turn 5



Finish



- ➡ When the race time of **4 or 6** hours is complete, the chequered flag will first be shown to the leading car and then to all the following cars when they cross the finish line !
- ➡ Any car which is in the pit lane at the moment the leader receives the chequered flag will not be classified !
- ➡ Cars which have not completed the Grand Prix Circuit and the Nordschleife as a combined lap at the moment the end-of-race signal is given are considered to have retired and will not be classified !

Identification Permit B vehicles



Basic Rules of Nürburgring Langstrecken Meisterschaft



Always remember the three basic rules of the NLS:

SAFETY

FAIRNESS

RESPECT



**Have a lot
of success**



The End



Thank you for your attention

Michael BORK

**VLN Head of Sports / Race
Director**

Frank TALLER

**VLN Deputy Head of Sports /
Clerk of the Course**

